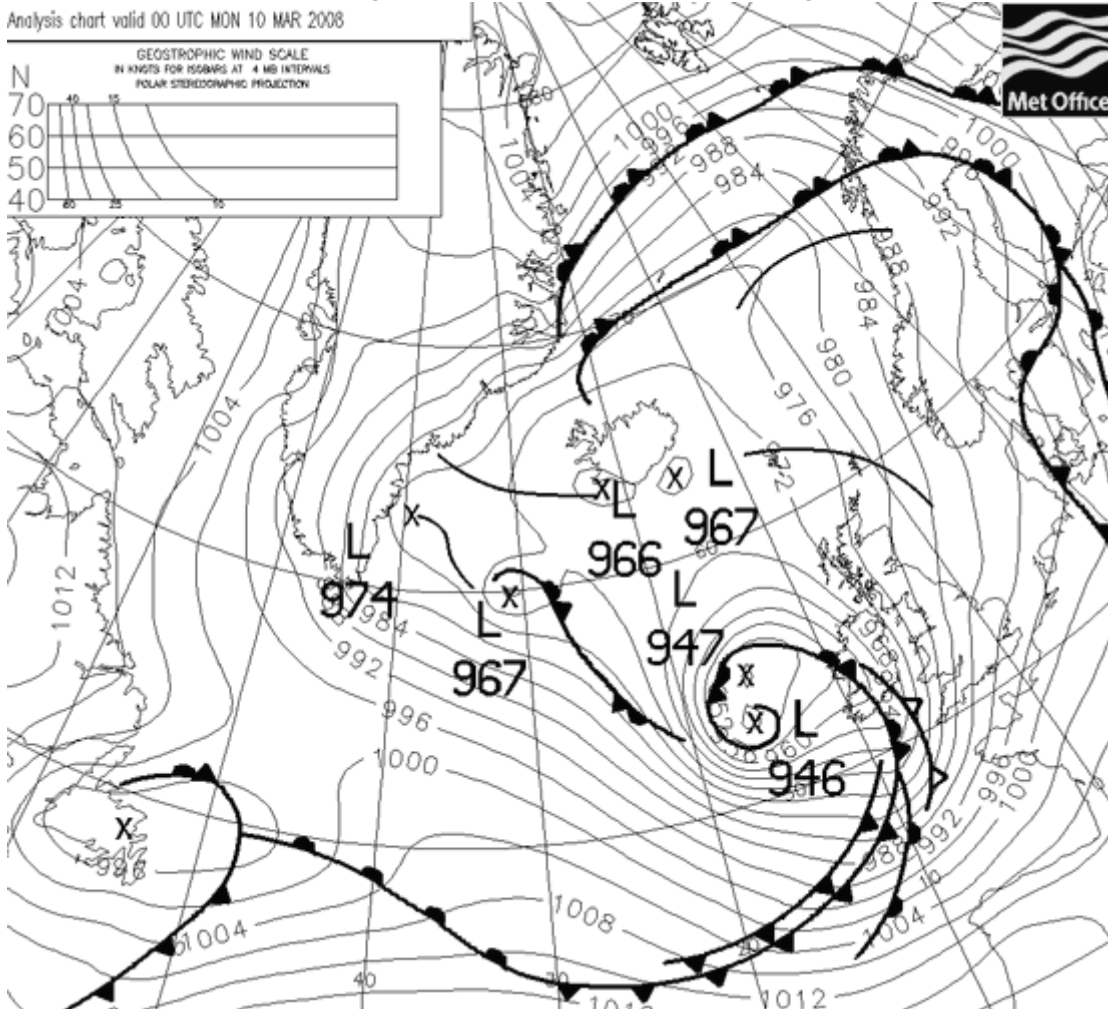


Strong winds 10-12 March 2008

Strong winds over England and Wales caused some disruption to transport and power supplies over this period...

10 March 2008

On 10 March 2008, a deep area of low pressure moved east across southern Ireland, central Wales and Lincolnshire, with the southern half of England and Wales worst affected by strong winds. The lowest pressure on the 6-hourly analysis charts was 946 hPa to the west of Ireland at 00 UTC on 10 March 2008 (see chart below). There was disruption to transport and power supplies, with restrictions imposed on several major bridges, including the old Severn and the Tamar bridges, with the QE2 and Sheppey crossings closed. Cross-Channel ferry crossings were cancelled and 30,000 homes suffered a loss of power. The combination of strong winds, low pressure and a high tide, resulted in coastal flooding at several places on the south coast.



In comparison with previous stormy weather, it was actually the low pressure values which had the greatest significance.

Lowest pressure over Northern Ireland on 10 March 2008 was 953.6 hPa at Lough Fea (County Tyrone) at 0500 UTC. This was the lowest pressure over Northern Ireland since 17 January 1995, when 953.0 hPa was recorded at Corgary (County Fermanagh).

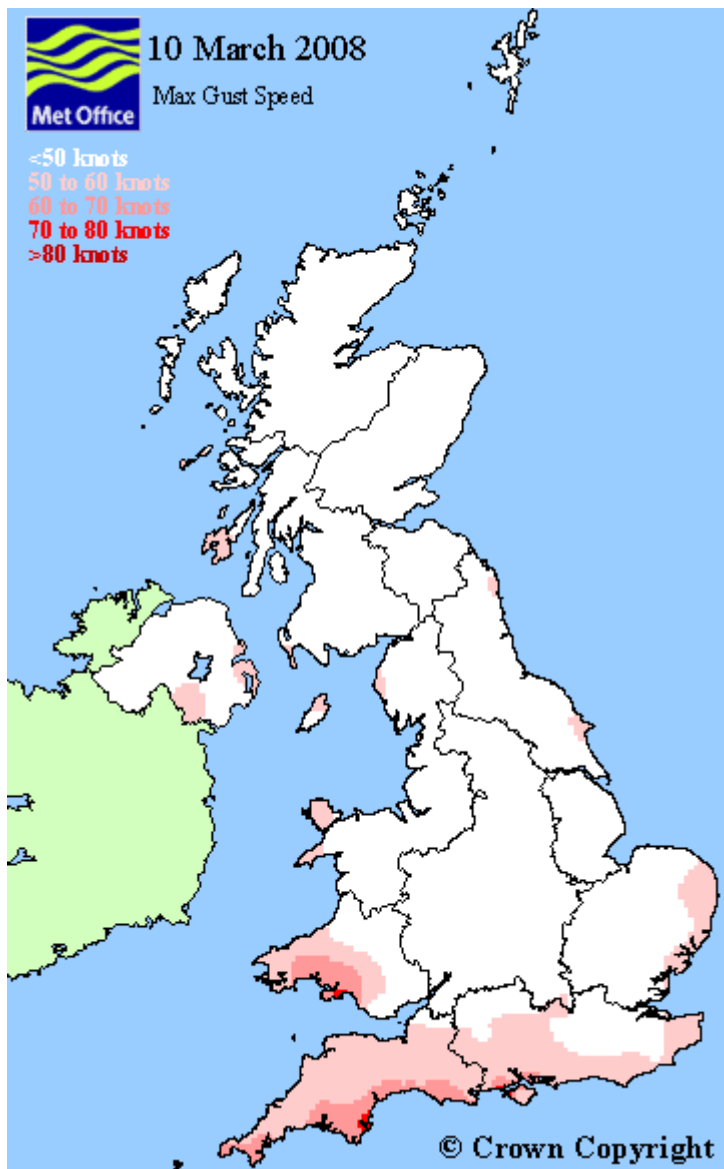
Lowest pressure over Wales was 954.4 hPa at Aberdaron (Gwynedd) and Aberporth (Ceredigion) at 1100 UTC and Milford Haven (Pembrokeshire) at 10:00 UTC . This was the lowest pressure over Wales since 17th December 1989, when 947.4 hPa was recorded at Valley (Anglesey).

Lowest pressure over England was 957.1 hPa at Shobdon Airfield (Herefordshire) at 1300 UTC. This was the lowest pressure over England since 30 October 2000, when 951.2 hPa was recorded at Fylingdales (North Yorkshire).

10 March 2008 - station highest gust values

Station (height in metres)	Highest gust speed (knots)	Hour ending (UTC)	Comparison with past records
Needles Old Battery (Isle of Wight) - 80 m	83*	10/03/2008 13:00	Highest since 86 knots was recorded on 18 January 2007
Mumbles Head (near Swansea) - 32 m	71	10/03/2008 04:00	Highest since 76 knots was recorded on 7 December 2006.
Berry Head (Devon) - 58 m	71	10/03/2008 03:00	Highest since 71 knots was also recorded on 3 December 2006
Isle of Portland (Dorset) - 52 m	67	10/03/2008 13:00	Highest since 67 knots was also recorded on 7 December 2006.
Jersey Airport - 84 m	67	10/03/2008 17:00	Highest since 76 knots was recorded on 26 December 1999
Plymouth Mount Batten (Devon) - 50 metres	66	10/03/2008 03:00	Highest since 78 knots was recorded on 3 December 2006
Scilly: St Mary's Airport - 31 m	66	10/03/2008 12:00	Highest since 72 knots was also recorded on 9 December 2007
Culdrose (Cornwall) - 78 m	66	10/03/2008 15:00	Highest since 67 knots was recorded on 9 December 2007

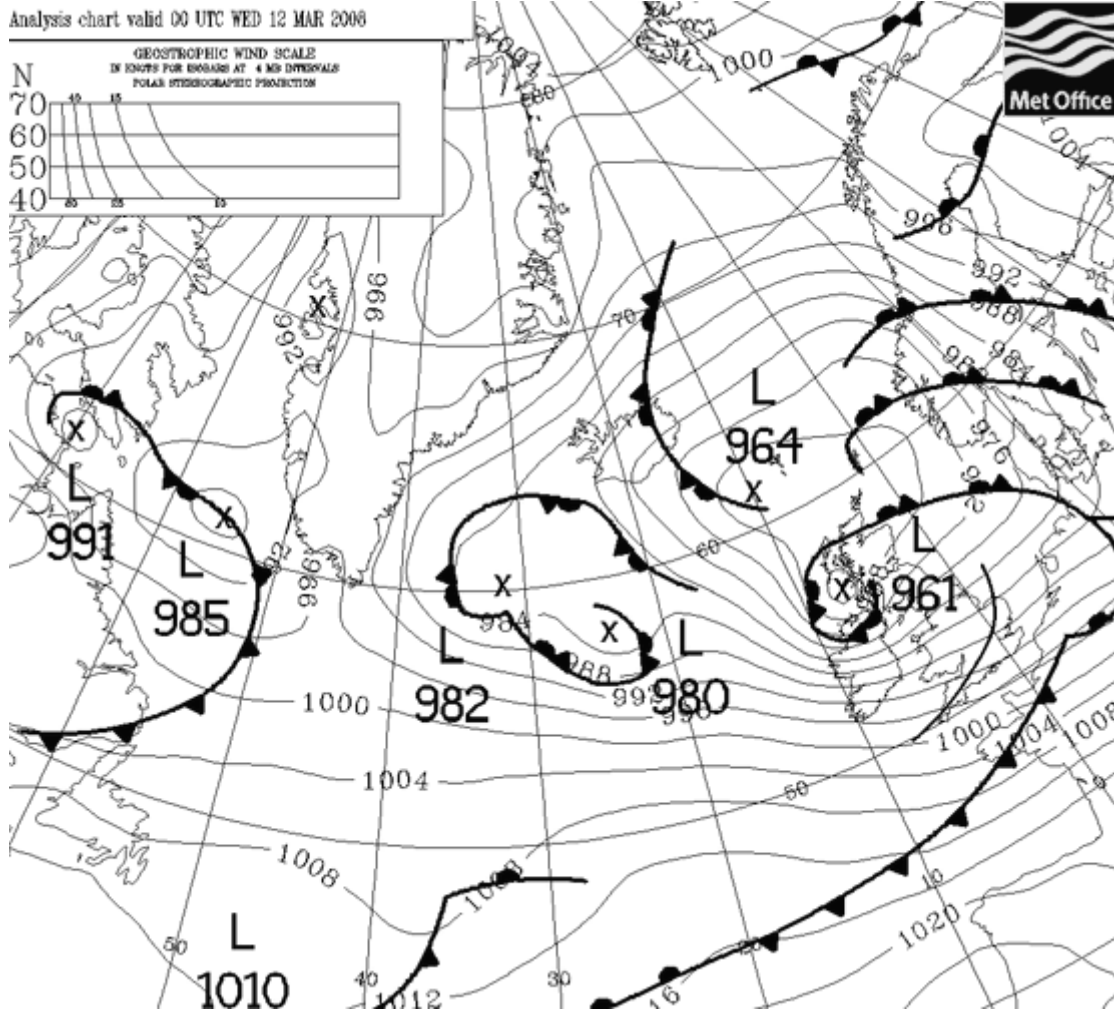
* Needles Old Battery is on an exposed cliff-top location, and should not be considered as being representative of a wider area.



11/12 March 2008

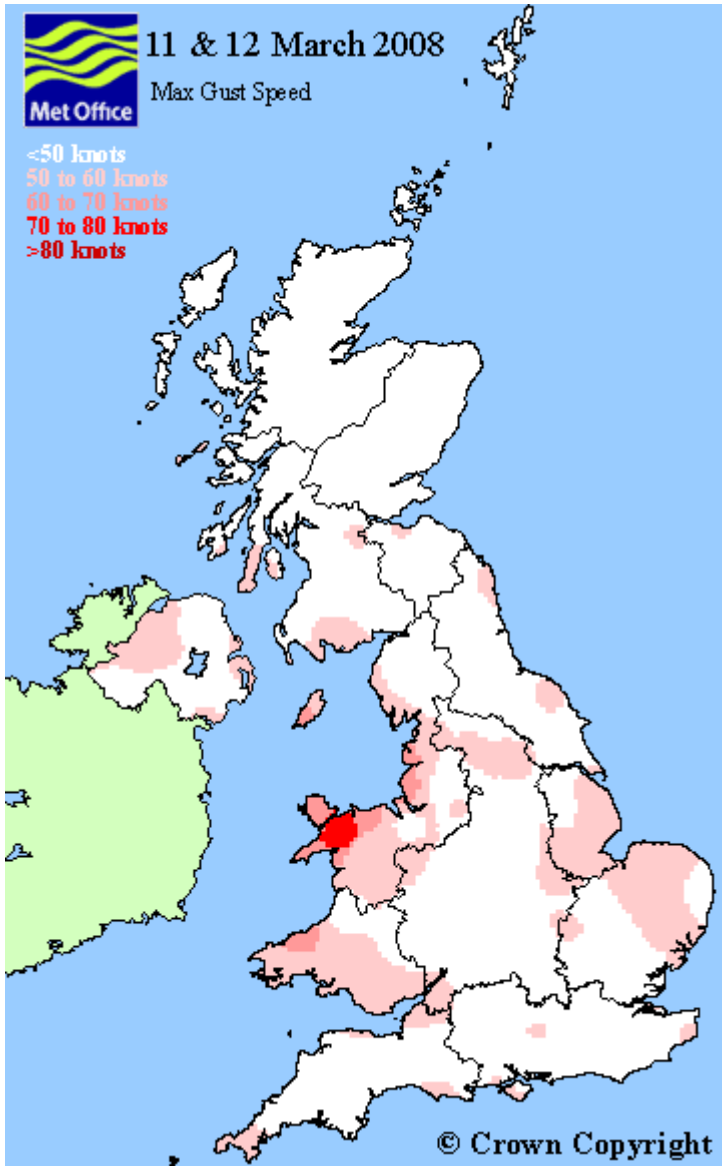
On 11/12 March 2008, a further deep area of low pressure moved east across southern Scotland. This time, Northern England, N Wales and N Ireland bore the brunt of the strongest winds. Again there was transport and power supply disruption, with the M6 closed at the Thelwall viaduct and restrictions on the Humber bridge.

Damage to buildings and trees also occurred widely.



11/12 March 2008 - station highest gust values

Station (height in metres)	Highest gust speed (knots)	Hour ending (UTC)	Comparison with past records
Capel Curig (Conwy) - 216 m	79	12/03/2008 04:00	Highest since 82 knots was recorded on 29 February 2008
Aberdaron (Gwynedd) - 95 m	69	12/03/2008 04:00	Highest since 74 knots was recorded on 31 January 2008
Crosby (Merseyside) - 9 m	65	12/03/2008 05:00	Highest since 73 knots was recorded on 18 January 2007
Aberporth (Ceredigion) - 133 m	63	12/03/2008 03:00	Highest since 66 knots was recorded on 7 January 2008
Blackpool Squires Gate (Lancashire) - 10 m	62	12/03/2008 04:00	Highest since 71 knots was recorded on 18 January 2007
Ronaldsway (Isle of Man) - 16 m	61	12/03/2008 03:00	Highest since 68 knots was recorded on 18 January 2007
Rhyl (Denbighshire) - 77 m	61	12/03/2008 04:00	Highest since 71 knots was recorded on 18 January 2007
Valley (Anglesey) - 10 m	61	12/03/2008 06:00	Highest since 62 knots was recorded on 31 January 2008



Last updated: 26 October 2012