

Annual Assessment –2024

The following represents a provisional assessment of the weather experienced across the UK during 2024 and how it compares with the 1991 to 2020 average.

Overall, 2024 was a warm and unsettled year for the UK. The year began with Storm Henk on the 2nd of January, bringing damaging wind and rain to central and southern parts of the UK. The 2023/2024 storm season was a busy one, culminating in Storm Lilian in August, the first time 'L' has been reached in a single storm season since the naming system began in 2015. The end of January saw the first red warning of the year as Storm Isha, the strongest wind storm since Storm Eunice in 2022, swept across the country. Exceptionally wet weather mid-May led to significant disruption for parts of England, southern and eastern Scotland, and north Wales, with some stations recording their wettest May day on record. In September, a series of low pressure systems brought heavy rainfall to the Midlands, resulting in extensive flooding and the wettest calendar month on record for Oxfordshire and Bedfordshire. In late November, Storm Bert brought heavy rain to south Wales and parts of southwest and southern England, with 150mm or more of rain falling in the wettest areas. The beginning of December saw the second red warning for wind of 2024 as Storm Darragh brought widespread strong winds and heavy rain to the UK. The year closed with unsettled weather as slow-moving bands of rain crossed northern England and Scotland.

The UK annual mean temperature was 9.78°C, 0.64°C above the 1991-2020 long-term average and the fourth warmest year for the UK in the series from 1884. The minimum temperature in particular was above average, with a mean of 6.32°C, 0.79°C above average for the UK and the equal-warmest annual minimum temperature on record. Eight of the 12 months of the year saw temperatures above average, with February the second warmest on record, May the warmest, and December the fifth warmest. Winter and Spring were both well above average for mean temperatures, with Spring the warmest on record and Winter the fifth warmest. Summer and Autumn, however, saw temperatures near average. In January, warm temperatures and a localised Foehn effect led to a record-breaking 19.9°C recorded in Scotland, the highest January temperature in the UK.

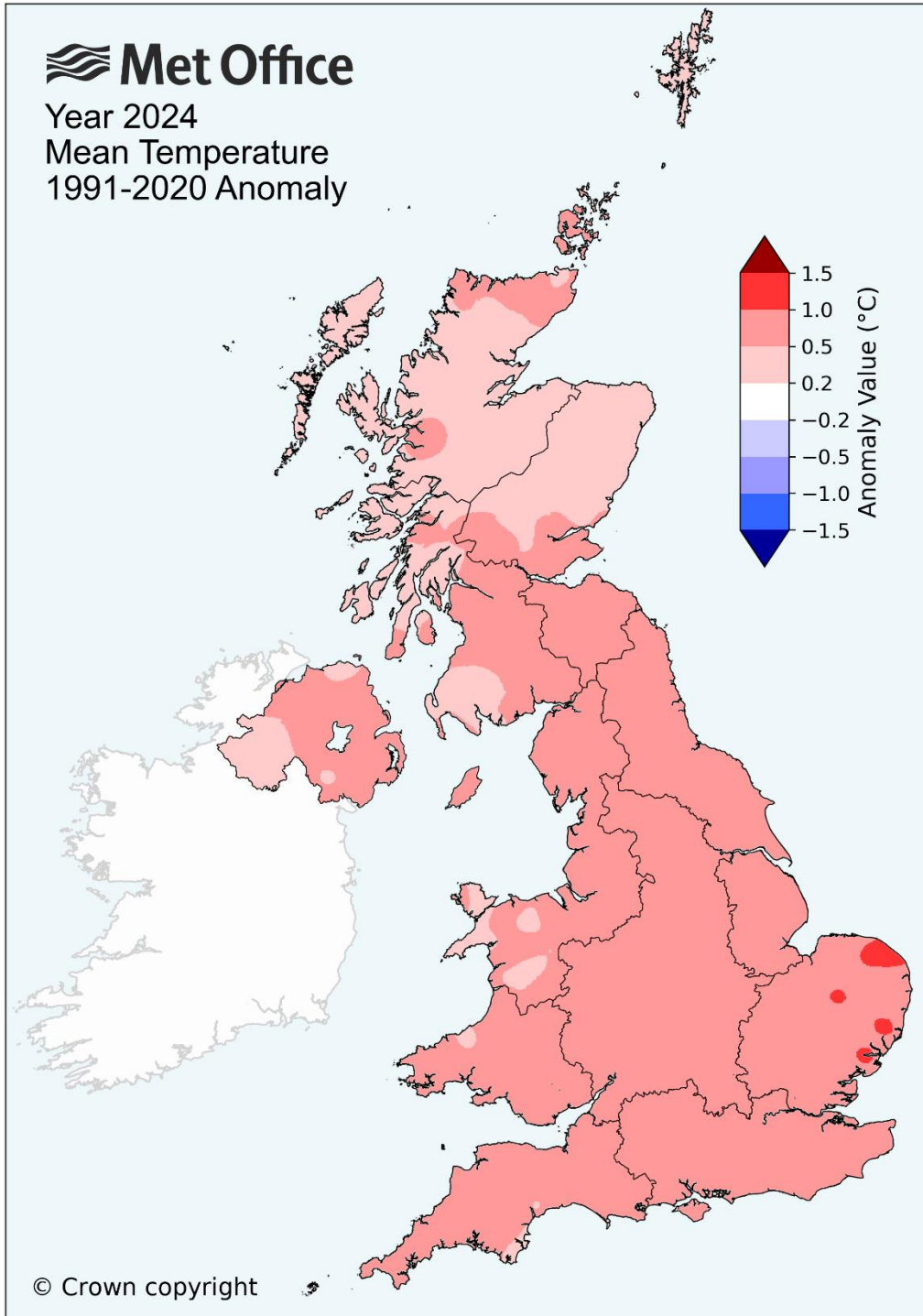
Despite several periods of exceptional rainfall, overall rainfall for the UK was around average, with the UK recording 1242.1mm of rainfall, 107% of the long-term average. Scotland and Northern Ireland were slightly drier than average in 2024, but southern England was much wetter, seeing 121% of the long-term average rainfall for the region. Winter was the eighth wettest on record, Spring was the sixth wettest, and April was the sixth wettest. Both February and September saw areas record more than 200% of the average monthly rainfall. In September, some areas of central southern England saw more than 300% of the average rainfall, including Oxfordshire and Bedfordshire. Sunshine was variable, but overall slightly below average, with the UK recording 1274.4 hours of sunshine, 91% of the long-term average. January was a particularly sunny month: the UK recorded 61 hours of sunshine (128% of the long-term average), in large part due to a prolonged period of high pressure mid-month which brought sunny conditions.

UK statistical summary		
Mean temperature	Rainfall	Sunshine

The provisional mean value is 9.78°C, which is 0.64°C above the 1991-2020 average.

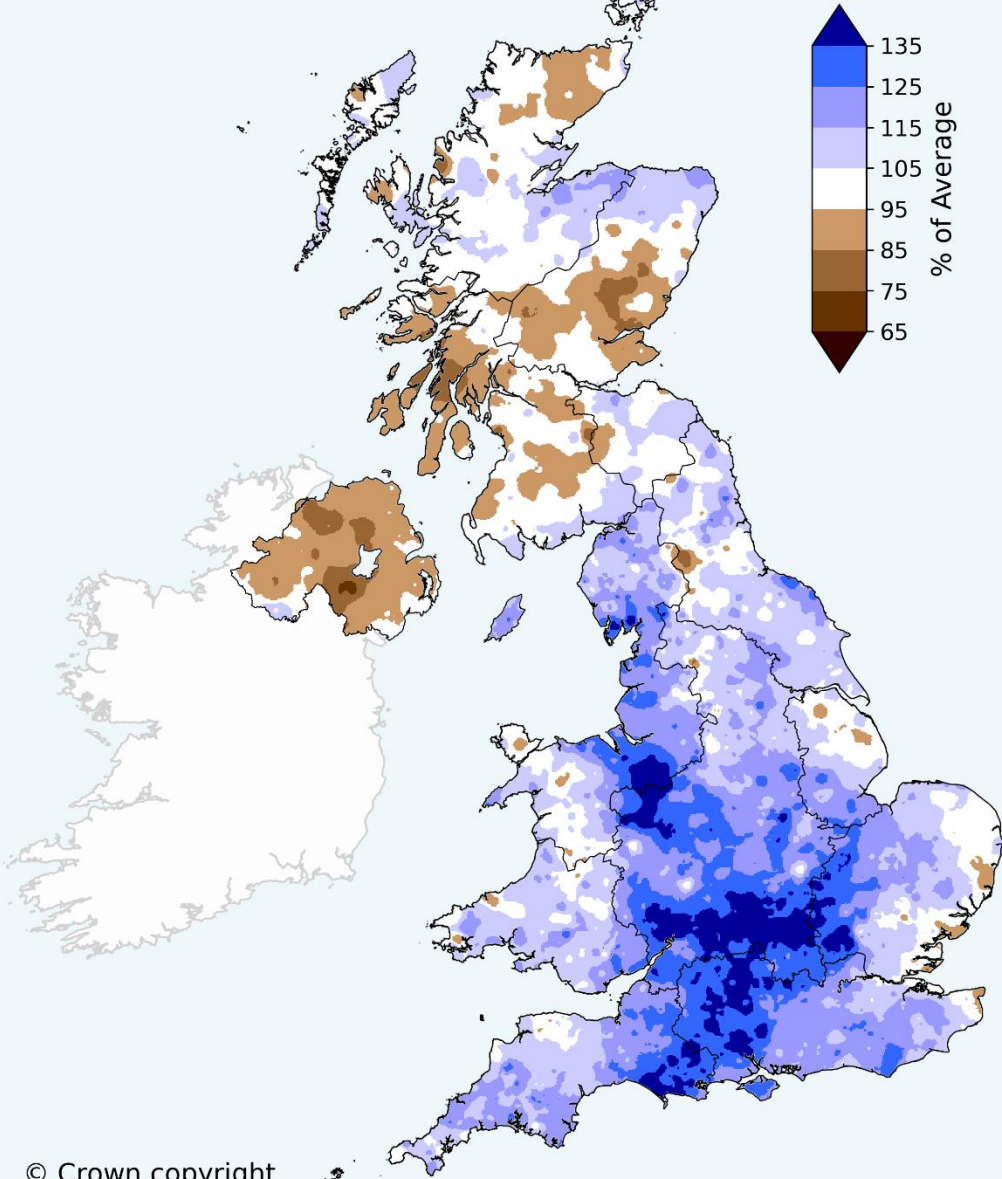
The provisional total is 1242.1 mm, which is 107% of the 1991-2020 average.

The provisional total is 1274.4 hours, which is 91% of the 1991-2020 average.





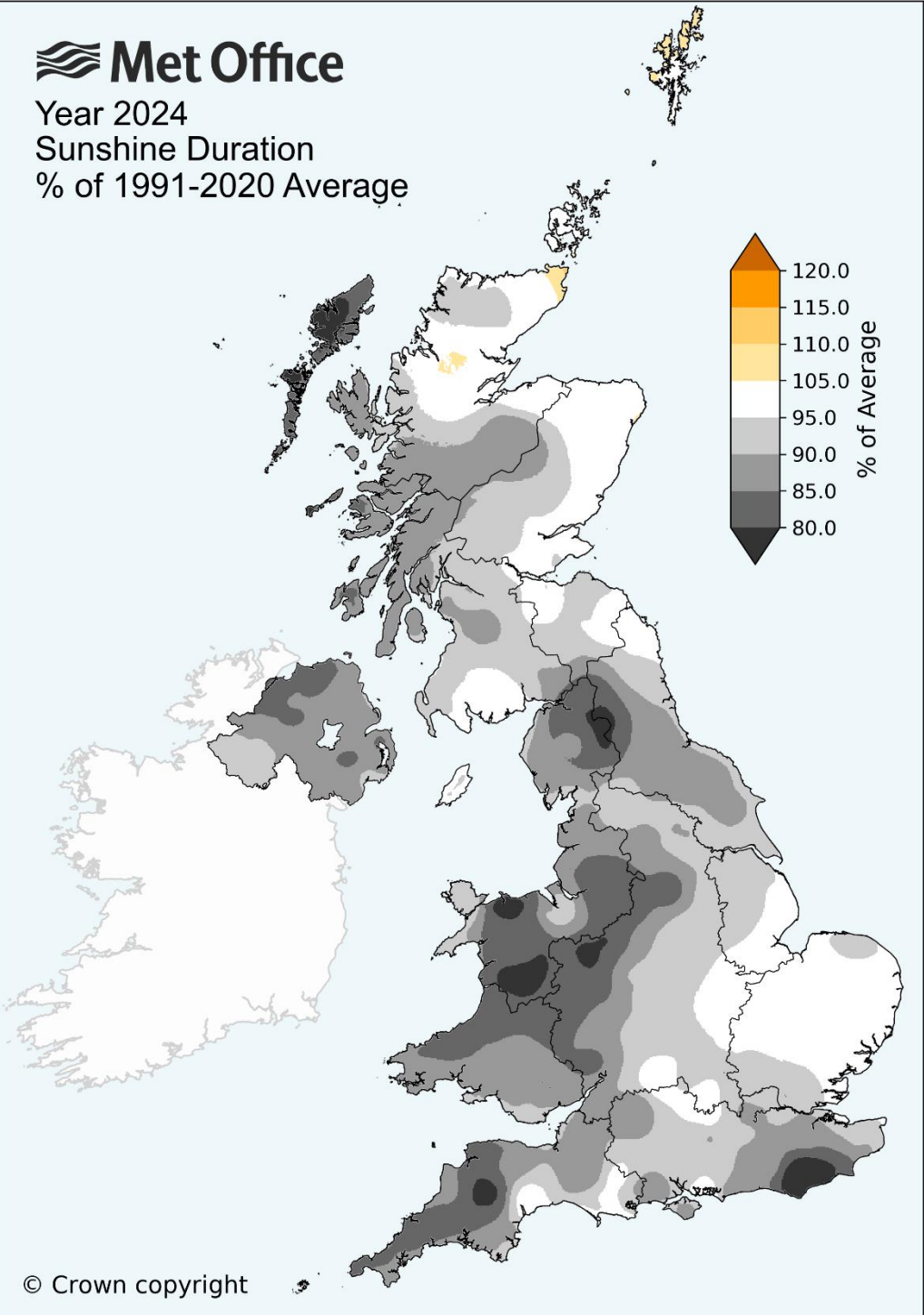
Year 2024
Rainfall Amount
% of 1991-2020 Average



© Crown copyright

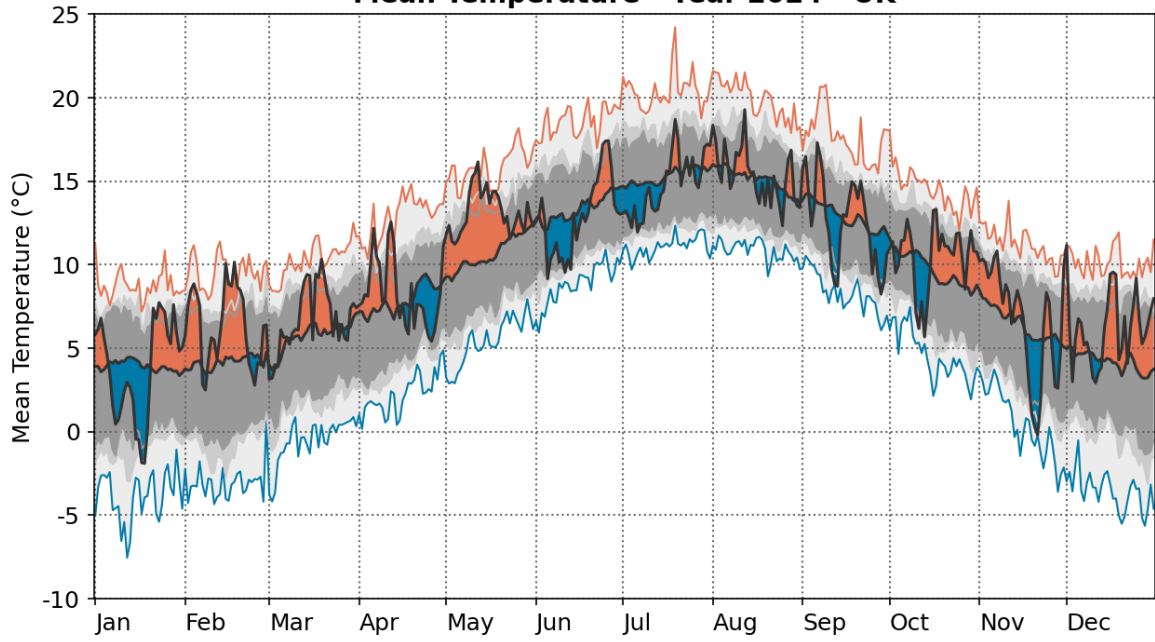


Year 2024
Sunshine Duration
% of 1991-2020 Average



© Crown copyright

Mean Temperature - Year 2024 - UK



— 1991-2020 — lowest — 5% — 10% — 90% — 95% — highest — 2024