

Autumn 2018

The following represents an assessment of the weather experienced across the UK during Autumn 2018 so far (September and October) and how it compares with the 1981 to 2010 average.

This autumn saw a mixture of weather. Mid-September included the first two named storms of the 2018/19 season, namely Ali and Bronagh, after which high pressure became established over the UK to give a sunny autumnal spell from the 24th, especially over southern areas, with chilly nights, and some early frosts in prone locations. October brought disturbed spells and also some settled autumn weather: the month began unsettled, with frontal systems generally affecting northern areas most of all, giving some high rainfall totals over western Scotland on 7th to 9th. All areas were stormy around 12th due to Storm Callum, with 24-hour rainfall totals exceeding 100 mm in South Wales, and it remained very unsettled until 16th, after which high pressure became the main influence, though western Scotland often remained damp. The last six days of the month were much colder, with night frosts in many areas. November soon became unsettled and mild, and continued in this vein except for a settled and colder spell around 20th-26th.

September 2018 saw temperatures averaging out close to the seasonal normal in most areas; the UK monthly mean temperature was 0.2 °C below the long-term average. October saw a warm spell towards mid-month, but the cold end brought monthly-mean temperatures down to just 0.1 °C above average. Most of November was on the mild side with temperatures overall 1.1 °C above average.

September was wetter than average across many western and northern areas but drier elsewhere; overall the UK had 108% of average rainfall. October was again somewhat wetter than average in north-west Scotland, with many areas near average but the south coast of England rather dry; the UK overall had 82% of average rainfall for the month. Rainfall totals in November were above average in certain areas but below in others, with an overall total of 101% of average.

Some western areas were slightly duller than average in September but the east was rather brighter. October was sunnier than average, especially in southern and eastern areas. The majority of places had above average sunshine in November, especially north-west Scotland. Sunshine totals for the UK overall were 108% of average in September, 122% of average in October, and 110% of average in November.

UK statistical summary

Mean Temperature

The provisional mean value is 9.8 °C, which is 0.3 °C above the 1981-2010 average.

Rainfall

The provisional total is 332 mm, which is 96% of the 1981-2010 average.

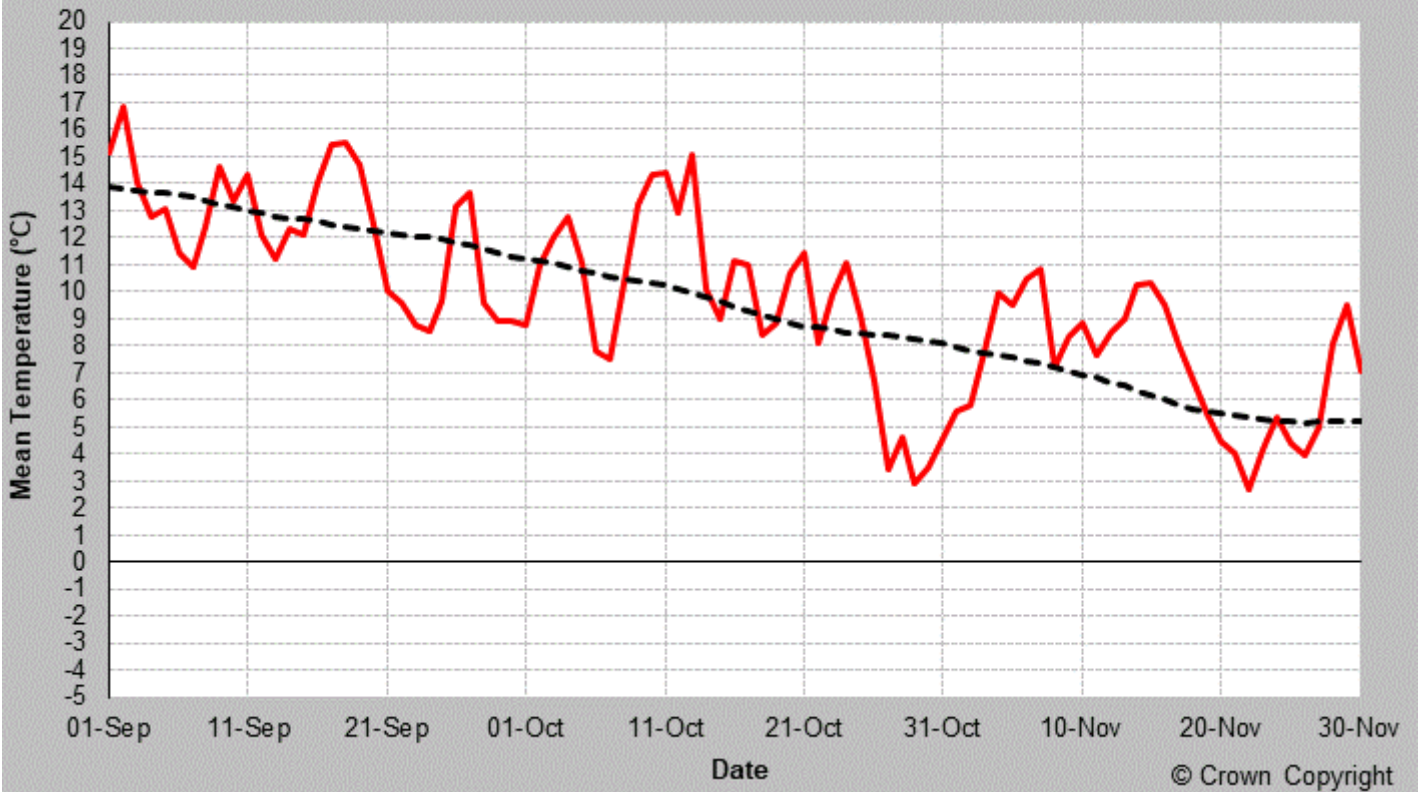
Sunshine

The provisional total is 310 hours, which is 113% of the 1981-2010 average.

Mean Temperature - Autumn - 2018 - UK



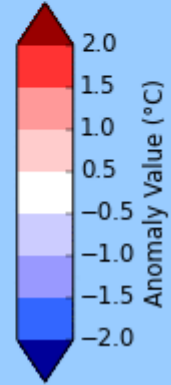
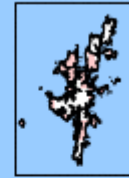
— 2018 - - - 1981-2010 Average



© Crown Copyright



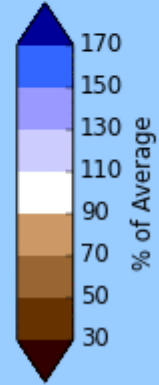
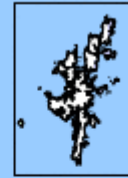
Autumn 2018
Mean Temperature
1981-2010 Anomaly



© Crown copyright



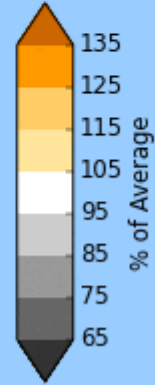
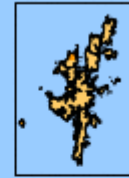
Autumn 2018
Rainfall Amount
% of 1981-2010 Average



© Crown copyright



Autumn 2018
Sunshine Duration
% of 1981-2010 Average



© Crown copyright

Last updated: 5 December 2018