

Winter 2019/2020

The following represents an assessment of the weather experienced across the UK during Winter 2019/20 (December, January and February) and how it compares with the 1981 to 2010 average.

The winter was notably milder than average, and broadly unsettled, though with a few interludes of quieter weather. February was particularly wet and stormy, and included three named storms, with widespread high rainfall totals and associated impacts. Frosts were fewer than average, and, although there were some snowfalls in certain areas, these were of limited severity. Overall this was the fifth mildest winter in a series from 1884, and the fifth wettest since 1862.

December 2019 saw maximum, minimum and mean temperatures all averaging out to between 1 and 1½ degrees above the seasonal normal in most areas; the UK monthly mean temperature was 1.3 °C above the long-term average. Temperatures were below average at the beginning of December and again around mid-month, but otherwise generally on the mild side. Most of January was warmer than average, with only brief colder spells; monthly-mean temperatures were 2.0 °C above average, making it provisionally the sixth warmest January in a series from 1884. February was again predominantly mild, particularly for England and Wales, with a UK monthly mean temperature 1.4 °C above average.

December rainfall totals were broadly unremarkable, though East Anglia and southern England were wetter than average; overall the UK had 116% of average rainfall. January was also unremarkable overall, rather wet in north-west Scotland but drier than average in north-east England, eastern Scotland and Northern Ireland; the UK overall had 100% of average rainfall for the month. Rainfall totals were well above average virtually everywhere in February, with many places recording more than three times the average, and it was the wettest February (and fifth wettest of any month) in a series from 1862; the UK figure was 237% of average.

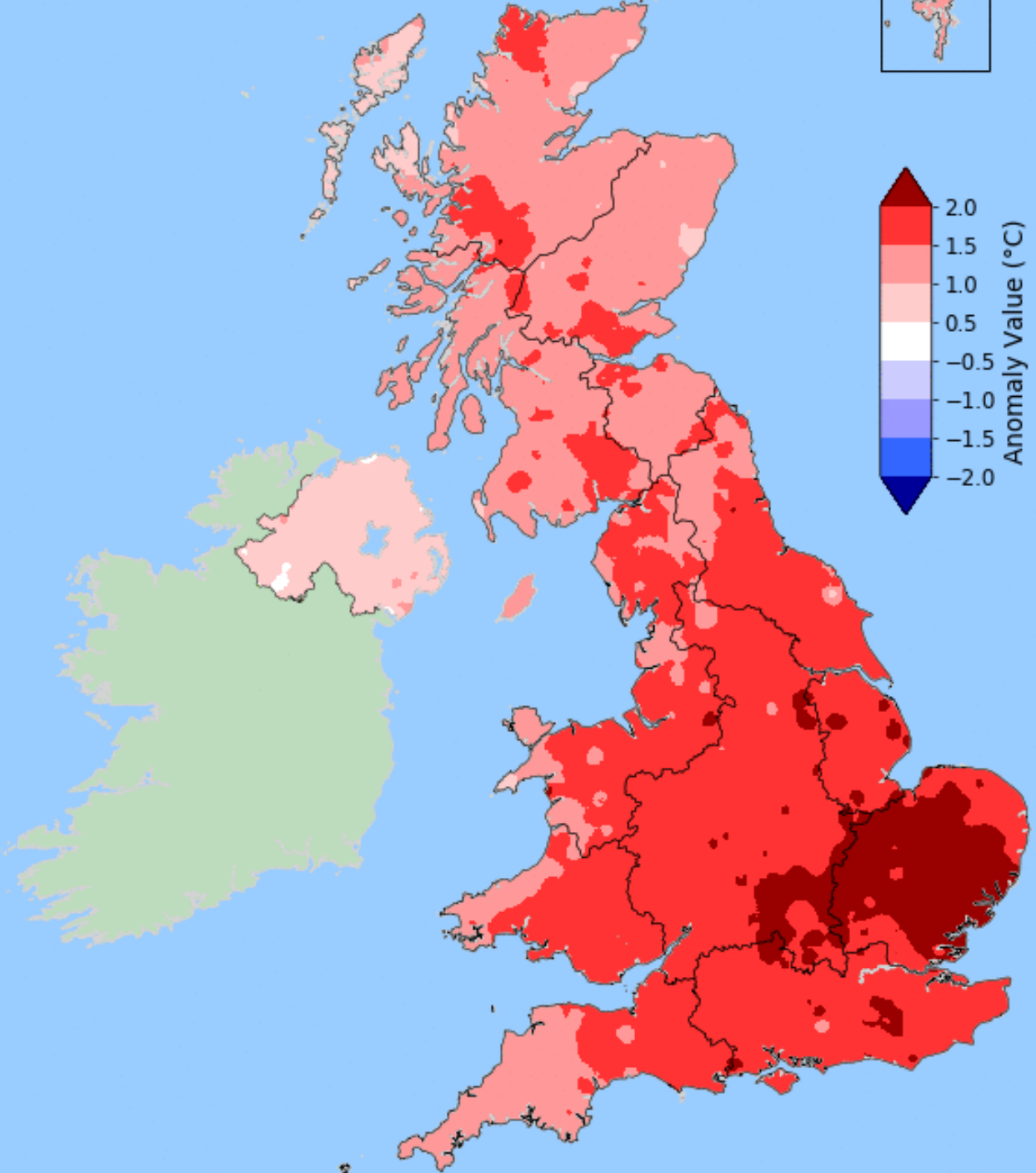
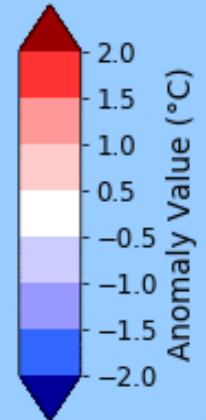
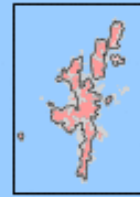
Western areas of Britain were a little duller than average in December but many other areas were rather brighter. January was much duller than average for the western side of Scotland and for north-west England, but brighter in some eastern counties of England and Scotland. February was broadly dull in the west and brighter in the east. Sunshine totals for the UK overall were 113% of average in December, 94% of average in January, and 104% of average in February.

UK statistical summary

Mean Temperature	Rainfall	Sunshine
The provisional mean value is 5.3 °C, which is 1.6 °C above the 1981-2010 average.	The provisional total is 470 mm, which is 143% of the 1981-2010 average.	The provisional total is 164 hours, which is 104% of the 1981-2010 average.



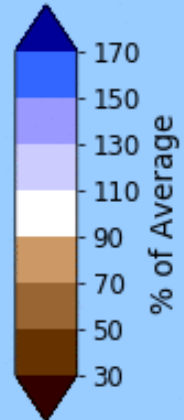
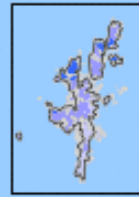
Winter 2020
Mean Temperature
1981-2010 Anomaly



© Crown copyright



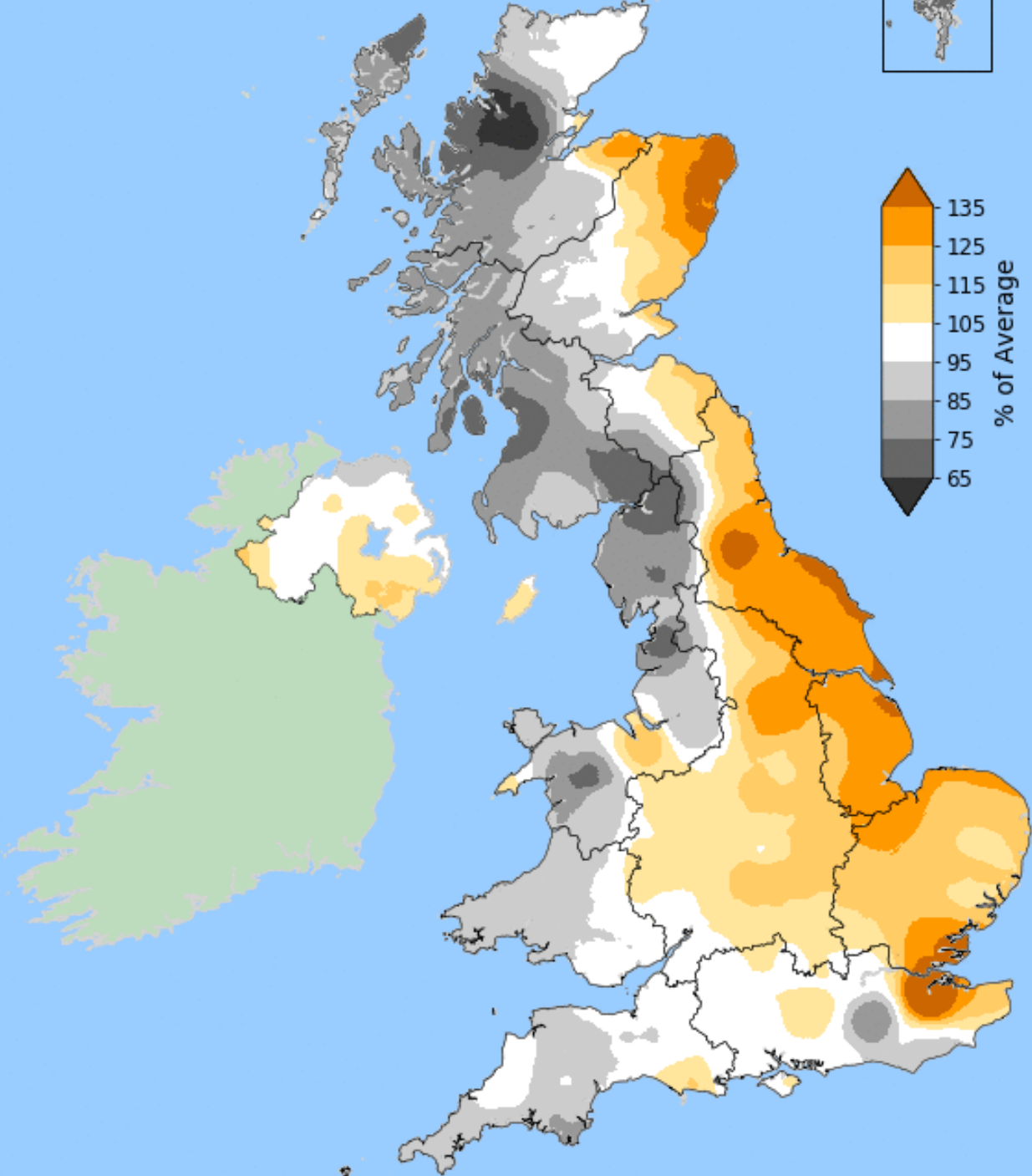
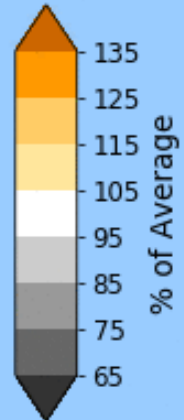
Winter 2020 Rainfall Amount % of 1981-2010 Average



© Crown copyright



Winter 2020 Sunshine Duration % of 1981-2010 Average



© Crown copyright

